





EMS DC003 (Entrance Matting Systems Debris Channel with 003 inserts) Aluminium Grid Entrance Matting

TYPICAL SPECIFICATION

N10 General Fixtures/Furnishings/Equipment **300** Entrance Matting **40** Miscellaneous Fittings

Reference	EMS DC003-MD
Height	12mm or 17mm
Insert	<p>Heavy duty 85% polypropylene and 15% recycled polyester - Multi-Directional - Available in 14 colours listed and shown below:</p>   Azure Blue  Bank Grey  Beige



Blue



Charcoal



Chocolate



Dolphin Blue



Green



Lagoon





Purple



Red



Scarlet

	 Silver  Willow
Installation	Recessed in matwell or surface-laid with ramp frame

DETAILED SPECIFICATION

Reference	EMS DC003-MD - EMS Evergreen Debris Channel Aluminium Grid Entrance Matting System
Conformity	Manufactured to ISO9001:2008. Conforms to current BS8300 DDA Regulations
Grid Construction	Aluminium – Minimum 95% recycled content in closed construction format
Insert	Heavy duty multi-directional polypropylene carpet. Available in over 20 colours
Height	12mm or 17mm
Module Size	EMS panels are manufactured specifically to customer requirements. Panel lengths available up to 4000mm left to right as required (Anodised panel lengths vary – see below)
Fire Rating	Hot Metal Nut BS4790:1987 (1996)
Installation	Recessed in matwell or surface-laid with ramp frame
Anodising Options	Aluminium grid system and framework to suit can be anodised in colours: Black – Available in 4000mm module length Light Gold – Available in 2600mm module length Medium Gold - Available in 2600mm module length Dark Gold - Available in 2600mm module length Gun Metal Grey – 2500mm Maximum Panel length Light Bronze - 1600mm Maximum Panel length Medium Bronze – 4000mm Maximum Panel length Dark Bronze – 4000mm Maximum Panel Length
Light Fastness	(BS EN ISO 105:B02) > 6
Water Fastness	(BS EN ISO 105:B01) 5
Rubbing Fastness	(BS EN ISO 105:X12) 5

Description

EMS Debris Channel aluminium grid entrance matting is a primary matting system for specification in commercial applications where the removal of footborne dirt is essential. EMS products are manufactured for high traffic areas such as residential and care homes, medical practice, offices and administrative buildings, family homes, hotels, retail sectors, shopping centres, schools, hospitals and airports to name a few.

The matting is bespoke made. Each front to back panel has a male and female edge which interlock together. Any left to right size can be achieved by simply butting the panels together. No T-Bar is required.

All EMS matting systems come with a 15 year guarantee and interchangeable infills. Full details of conditions and limits of guarantees are available upon request.

Entrance Matting Systems

Unit 12 -14 Freiston Enterprise Park, Boston, Lincolnshire PE22 0JZ

T: +44 (0) 1205 761757

F: +44 (0) 1205 761811

E: info@entrance-matting.com

W: www.entrance-matting.com